

Sorting guide






USE THE GREEN BAGS FOR FOOD WASTE

Remember to use the green bags provided for food waste. Tie a tight knot in the bag before throwing it into the outdoor food waste bin.

Packaging from foodstuffs does not belong in the green kitchen caddy, but must be disposed of as recyclable waste or residual waste.



Yes please

- All leftover food
- Bread, biscuits and cakes
- Coffee filters and paper tea bags
- Cold cuts
- Cooking and frying oil
- Dairy products
- Eggshells
- Fats and sauces
- Fish and shellfish
- Fruit and vegetables (including fruit stones)
- Meat and small bones
- Nutshells
- Prepared and raw food
- Rice and pasta
- Sweets

No thanks

- Ashes, cigarette butts and snuff
– **sort as residual waste**
- Baking paper and muffin cases
– **sort as residual waste**
- Biodegradable plastics
– **sort as residual waste**
- Packaging
– **sort as residual waste**
- Cat litter and dog poo bags
– **sort as residual waste**
- Stickers from fruit and vegetables
– **sort as residual waste**
- Leftover medicine
– **hand in at a pharmacy**
- Cheese rind and sausage skins
– **sort as residual waste**
- Potted plants and garden waste
– **sort as garden waste or hand in at the recycling centre**
- Napkins
– **sort as residual waste**
- Chewing gum
– **sort as residual waste**





PLASTICS



FOOD & BEVE-
RAGE CARTONS

PLASTIC AND FOOD & BEVERAGE CARTONS IN THE SAME BIN

You should put food & beverage cartons in the same bin/compartiment as plastic. The cartons are then separated at the plant and recycled.

GET MORE SPACE IN YOUR BIN

Compress plastic and cartons well before putting them in the bin. For example, collect smaller pieces of plastic in a used plastic bag and stack plastic tubs so that they take up less space in the bin.



Yes please

- Bubble wrap
- Covers from CDs and DVDs
- Drink cartons (e.g. from milk, juice and cocoa)
- Food cartons (e.g. from chopped tomatoes, soups, sauces, chickpeas and ice pops)
- Household film/clingfilm
- Plastic bags
- Plastic bottles, tins, trays, cups and buckets
- Plastic lids
- Plastic packaging from food
- Plastic packaging labelled "sundhedsfare" (health hazard)
- Plastic toys (without electronic parts)

No thanks

- CDs and DVDs
 - sort as residual waste
- Hazardous packaging from chemicals (e.g. hand sanitiser, paint, sealant, silicone, chlorine and drain cleaner)
 - hand in at the recycling centre or sort as hazardous waste
- Polystyrene
 - hand in at the recycling centre
- Rubber boots, waterproofs, paddling pools and garden hoses
 - hand in at the recycling centre
- Medication packaging with contents
 - hand in at a pharmacy
- Melamine (e.g. from hard plastic plates, cups and bowls)
 - hand in at the recycling centre
- Paper cups and pizza boxes
 - sort as residual waste
- Plastic with electronic parts
 - hand in at the recycling centre
- Bags with metal inside (e.g. from crisps, coffee, frozen food or the inner bag from a wine box)
 - sort as residual waste
- Large plastics (e.g. garden furniture and plumbing pipes)
 - hand in at the recycling centre



SMALL METAL OBJECTS ONLY

Only place small pieces of metal waste in the bin, as larger items can get stuck/jammed in the bin. Larger items and very heavy items must be handed in at the recycling centre.

There may be some plastic or wood on the metal, as is often the case with scissors or hammers. The metal is melted at very high heat, which means that plastics and wood burn long before the metal melts, and therefore do not interfere with the recycling process.



Yes please

- Aluminium/foil trays
- Beer and soft drink cans
- Metal coffee capsules without coffee in them
- Metal kitchen utensils and cutlery (e.g. scissors and knives)
- Metal lids
- Metal tealight cups
- Metal tools (without electronic parts)
- Metal toys (excluding electronic toys)
- Pots and pans
- Small metal objects (e.g. nails, screws and caps)
- Tin/aluminium foil
- Tins

No thanks

- Gas cylinders
 - hand in at the recycling centre or dealers
- Coffee capsules with coffee in them
 - sort as residual waste
- Wires and cables
 - hand in at the recycling centre
- Medication packaging with contents
 - hand in at a pharmacy
- Metal packaging with paint/chemicals
 - hand in at recycling centre or sort as hazardous waste
- Metal with electronic parts
 - hand in at recycling centre
- Bags with metal inside (e.g. from crisps, coffee and frozen food)
 - sort as residual waste
- Spray cans and pressurised bottles (e.g. from hairspray, whipped cream and deodorant)
 - hand in at the recycling centre or sort as hazardous waste



CLEAN AND DRY PAPER

Paper that is wet or dirty cannot be recycled as it may spoil the clean and dry paper. Therefore, it must be sorted as residual waste.

Books often consist of different materials, e.g. a hard cardboard cover and paper pages. Therefore, books should be handed in at the recycling centre – not disposed of in the paper bin.




Yes please

- Advertisements
- Brochures
- Comics
- Envelopes with and without a window
- Letters
- Magazines
- Newspapers
- Office paper
- Printed matter
- Printer paper
- Receipts and sales slips
- Weekly newspapers

No thanks

- Baking paper
 - sort as residual waste
- Books
 - hand in at the recycling centre
- Gift wrap
 - sort as residual waste
- Milk and juice cartons
 - sort as plastic and food & beverage cartons
- Paper napkins and paper towels
 - sort as residual waste
- Cardboard and corrugated cardboard
 - sort as cardboard
- Pizza boxes
 - sort as residual waste
- Bags from flour and grains
 - sort as residual waste
- Wet and/or dirty paper
 - sort as residual waste
- Egg boxes
 - sort as cardboard



GLASS IS NOT JUST GLASS

Ceramics, porcelain, stoneware and ovenproof glass should not be placed in the glass bin, as these melt at much higher temperatures than glass packaging. Crystal glass contains lead and cannot be melted down with ordinary glass.

Even small quantities can contaminate the glass, making it difficult to recycle. It must therefore be handed in at the recycling centre.



GLASS

Yes please

- Broken glass
- Drinking glasses (not crystal)
- Glass bottles
- Glass jars (e.g. jam jars)
- Glass packaging
- Glass vases, bowls and knick-knacks (excluding crystal or tempered glass)

No thanks

- Aquariums and terrariums
 - hand in at the recycling centre
- Light bulbs, strip lights and other light sources
 - hand in at the recycling centre or sort as hazardous waste
- Glass packaging with a hazard label
 - hand in at the recycling centre or sort as hazardous waste
- Tempered glass (e.g. ovenproof dishes)
 - hand in at the recycling centre
- Ceramics, porcelain and stoneware
 - hand in at the recycling centre
- Crystal glass
 - hand in at the recycling centre
- Glass medication packaging with contents
 - hand in at a pharmacy
- Mirrors
 - hand in at the recycling centre
- Window glass
 - hand in at the recycling centre



CARDBOARD

CLEAN AND DRY CARDBOARD

Cardboard that is wet or dirty cannot be recycled. Wet and dirty cardboard such as from pizza boxes cannot be recycled as it may spoil the clean and dry cardboard. Therefore, it must be sorted as residual waste.

Milk and juice cartons are made from different materials and therefore cannot be disposed of as cardboard, but must be placed in the plastic and food & beverage cartons bin.

Remember to fold the cardboard and tear it into smaller pieces if necessary, so that it will fit in the bin. Tape or staples can be left on the cardboard.



Yes please

- Cardboard
- Cardboard boxes
- Cardboard packaging (e.g. from pasta, tea cups and breakfast cereals)
- Cardboard tubes from kitchen and toilet rolls
- Corrugated cardboard
- Egg boxes
- Shoe boxes

No thanks

- Books
 - hand in at the recycling centre
- Polystyrene
 - hand in at the recycling centre
- Gift wrap
 - sort as residual waste
- Milk and juice cartons
 - sort as plastic and food & beverage cartons
- Paper cups and plates
 - sort as residual waste
- Cardboard with food, oil or fat residue
 - sort as residual waste
- Pizza boxes and other takeaway packaging
 - sort as residual waste
- Wet or dirty cardboard
 - sort as residual waste



... AND THEN THERE ARE THE RESIDUES

Residual waste is what's left after you've sorted everything into recycling, hazardous waste and electronics.

Remember to put the waste in a bag and tie a knot in the bag before putting it in the bin. Be particularly careful when packing dusty waste and sanitary waste.



Yes please

- Ashes (cooled and wrapped)
- Bags with metal inside (e.g. from crisps, coffee and frozen foods)
- Cat litter and dog poo bags
- Cigarette butts and snuff
- Dirty or wet paper and cardboard
- Disposable gloves and cloths
- Gift wrap and ribbons
- Litter from small pets
- Napkins
- Pizza boxes
- Plastics that are very dirty (e.g. from paint)
- Sanitary waste (e.g. sanitary towels, nappies, plasters and cotton buds)
- Sweepings
- Vacuum cleaner bags

No thanks

- Waste that can be recycled – **must be put in the recycling bins or handed in at the recycling centre**
- Batteries – **hand in at the recycling centre, sort as hazardous waste or hand in via the bag scheme***
- Electronics – **hand in at the recycling centre or via the bag scheme***
- Light bulbs – **to be recycled or sorted as hazardous waste**
- Hazardous waste and chemicals – **hand in at the recycling centre or sort as hazardous waste**
- Polystyrene – **hand in at the recycling centre**
- Garden waste, stones and soil – **hand in at the recycling centre**
- Leftover medication – **hand in at a pharmacy**

* Bag scheme: If you have your own bin for residual waste, you can dispose of batteries and small electronics in separate freezer bags (max. 4 litres) by placing them on the lid of the bin. Remember to tie a knot in the bag. Ziplock bags cannot be used.



RESIDUAL WASTE



Tips for using food waste bags

1

Avoid overfilling the bag. Then you can leave enough room to tie a knot, and it's easy to throw in the food waste bin.

2

Let the air out of the bag and always tie a tight knot.

3

Change the bag more often during periods of warm weather to reduce odour.

Running out of food waste bags?

If you have your own food waste bin

Tie an empty food waste bag to the handle of your food waste bin – the binman will put new bags on the bin the next time it is emptied.

If you have shared bins for food waste

Contact your property's waste manager, who will order new food waste bags from the municipality. You can also pick up new bags at the recycling centre. Check your municipality's website for any other collection points.

REMEMBER THAT YOU MUST ALWAYS DISPOSE OF FOOD WASTE IN THE GREEN BAGS


You must always dispose of food waste in the green bags provided by the municipality. Do not put loose waste in the bin. The green bags are for food waste only.

Tie a tight knot in the bag



Green kitchen caddy for food waste

The green bags for food waste fit in the small green kitchen caddy. For example, the kitchen caddy can be placed under the sink or hung on a cabinet door. You can place it on the table or in the sink when cooking.



6

GREAT TIPS FOR SORTING

1 How clean should the waste be?

Remove food waste from metal, plastic and glass packaging. For example, scrape out leftover jam from the jar and empty the ketchup bottle as best you can.

Do not use hot water or washing-up liquid to wash the container/packaging – this negates the environmental benefits. Use dishwater or water used to cook vegetables to rinse out the container/packaging. If the packaging contains a lot of food waste that is impossible to remove, you should put it in the residual waste bin.

2 Should I take the waste apart?

If the waste consists of several types of material – for example, a cardboard wine box with a plastic handle and bag inside – separate it and put it in separate bins. The plastic wrapping from magazines must be removed before they are thrown into the paper bin.



Once you have deposited your waste in the recycling bins, it is taken to facilities where it can be further sorted and recycled. For it to be recycled, there are some rules of thumb you need to follow.

3 Should I take the lid off?

Metal or plastic lids must be removed and placed in the metal or plastic bins, respectively. This also applies to plastic bottles and drink cartons with plastic lids.

4 What about crisp and coffee bags?

Some waste is composed of several materials that cannot be separated at the treatment plant, e.g. the metal and plastic in crisp and coffee bags. These types of waste cannot be recycled and must therefore be placed in the residual waste bin.

5 How can I fit more waste in?

Compress food & beverage cartons so they take up as little space as possible. Collect soft plastic in a bag, such as a bag from rye bread or potatoes, and stack plastic tubs and trays. This will give you room for more waste in the bin.

6 Still in doubt?

If you have any doubts as to whether your waste is clean enough or where it belongs, put it in residual waste.



Would you like to know more?



Contact

Allerød Municipality,
Natur og Miljø (Nature and
Environment)

Web: [www.alleroed.dk/borger/
affald-og-genbrug](http://www.alleroed.dk/borger/affald-og-genbrug)
Email: renovation@alleroed.dk
Tel.: +45 48 10 01 00



Hørsholm Municipality,
Center for By og Miljø (City and
Environment)

Web: www.horsholm.dk/affald
Email: genbrug@horsholm.dk
Tel.: +45 48 49 00 00



Rudersdal Municipality,
Teknik og Miljø (Technology and
Environment)

Web: www.rudersdal.dk/affald
Email: tom@rudersdal.dk
Tel.: +45 46 11 24 00

